



aerospace
climate control
electromechanical
filtration
fluid & gas handling
hydraulics
pneumatics
process control
sealing & shielding



Midget & Intermediate Manual and Mechanical Valves


G1/8 - G1/4 body ported

Catalogue PDE2623TCUK August 2009




ENGINEERING YOUR SUCCESS.


Technical Information.....	5
Material Specification.....	5
Flow Characteristics.....	5
Main Data - Midget mechanically operated valves B43 series.....	6
- Intermediate mechanically operated valves B53 series.....	7
- Midget manually operated valves B43 series.....	8
- Intermediate manually operated valves B53 series.....	9
- Intermediate lever operated valves B53 series.....	10
- Midget foot operated valves B43 series.....	11
- Intermediate foot operated valves B53 series.....	11
Dimensions - Mechanically operated valves B43 series.....	12
- Manually operated valves B43 series.....	13
- Mechanically operated valves B53 series.....	14
- Manually operated valves B53 series.....	15 - 18
- Foot guard kit.....	18
Service and Replacement Parts.....	19
Accessories.....	20



Important !
 Before carrying out any service work, ensure that the valve and manifold have been vented. Remove the primary supply air hose to ensure total disconnection of the air supply before dismantling valves or blank connection blocks.



NB !
 All technical data in this catalogue is typical only. The air quality is decisive for the valve life: see ISO 8573.



WARNING

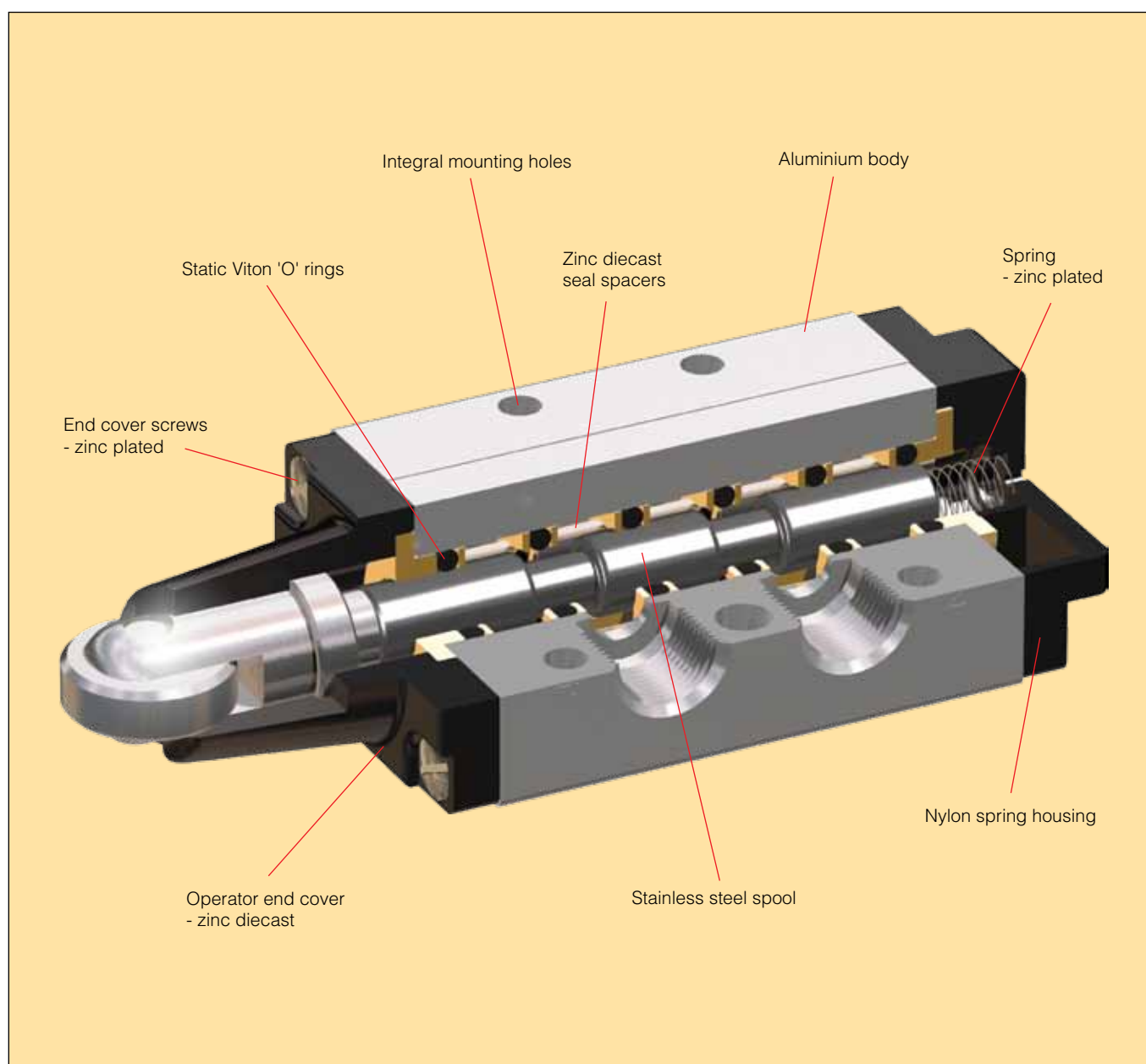
FAILURE OR IMPROPER SELECTION OR IMPROPER USE OF THE PRODUCTS AND/OR SYSTEMS DESCRIBED HEREIN OR RELATED ITEMS CAN CAUSE DEATH, PERSONAL INJURY AND PROPERTY DAMAGE.
 This document and other information from Parker Hannifin Corporation, its subsidiaries and authorized distributors provide product and/or system options for further investigation by users having technical expertise. It is important that you analyze all aspects of your application and review the information concerning the product or system in the current product catalog. Due to the variety of operating conditions and applications for these products or systems, the user, through its own analysis and testing, is solely responsible for making the final selection of the products and systems and assuring that all performance, safety and warning requirements of the application are met. The products described herein, including without limitation, product features, specifications, designs, availability and pricing, are subject to change by Parker Hannifin Corporation and its subsidiaries at any time without notice.

SALE CONDITIONS

The items described in this document are available for sale by Parker Hannifin Corporation, its subsidiaries or its authorized distributors. Any sale contract entered into by Parker will be governed by the provisions stated in Parker's standard terms and conditions of sale (copy available upon request).

Marketing Applications

- Manufacturing
- Packaging
- General Automation



Midget & Intermediate Manual and Mechanical Valves

Midget / Intermediate G1/8 & G1/4 Control Valves

The compact design of these valves make them a popular choice for manual or mechanical operation and their modular construction permit different operators to be fitted to the actuator and return assemblies.

Wide application range

The Midget and Intermediate valves are designed to have balanced forces across the spool so that 3/2 valves can be piped normally open or normally closed by changing the inlet supply from port 1 to port 3. Because forces across the spool are balanced 5/2 valves can also be piped in different ways to suit applications which require different pressures through the same valve. For example when a cylinder needs to advance with low force (pressure) to avoid bruising a component and retracts with normal pressure.

Fast operating speeds

The G1/8 Midget valve has a short travel and lightweight spool so that high operating speeds are possible. These valves have been tested at over 3000 cycles per minute.

Working medium, air quality

Working medium: Dry, filtered compressed air to ISO 8573-1 class 3.4.3.

Recommended air quality for valves

For best possible service life and trouble free operation, ISO 8573-1 quality class 3.4.3 should be used. This means 5µm filter (standard filter) dew point +3°C for indoor operation (a lower dew point should be selected for outdoor operation) and oil concentration 1.0 mg oil/m³, which is what a standard compressor with a standard filter gives.

High reliability

Valves easily comply with the requirements for the EU Machinery Directive standards EN292-2 and EN983. The bodies of the Midget and Intermediate valves are manufactured from aluminium with stainless steel spool, sealed by static viton 'O' rings. All operating parts exposed to the working fluid are of non-corrosive material and all ports threaded G1/8 or G1/4. The valves are designed to give long trouble free service life when used with or without lubrication.

Modular construction

The modular construction of the valves allows any of the actuators to be spring return or air pilot return. Roller versions are designed to give a common height on both 3/2 and 5/2 valves to ensure uniformity and efficiency in a multi-valve assembly.

Maintenance

These valves can be serviced without disturbing the pipe-work simply by unscrewing the actuator and return assemblies and then removing the spool and 'O' ring assembly.

ISO 8573-1 quality classes

Quality class	Pollution		Water max. press. dew point (°C)	Oil max. concentration (mg/m ³)
	particle size (µm)	max. concentration (mg/m ³)		
1	0,1	0,1	-70	0,01
2	1	1	-40	0,1
3	5	5	-20	1,0
4	15	8	+3	5,0
5	40	10	+7	25
6	-	-	+10	-

Midget & Intermediate Manual and Mechanical Valves

Material specification

Valve body	Aluminium
Spool	Stainless steel
Seal spacers	Zinc die cast
Seals	Viton
Spring housing	Nylon
Spring	Zinc plated
End covers	Zinc die cast
Actuators	Zinc die cast
End cover screws	Zinc plated

Technical information

Type	Spool valves
Style	Body ported
Port size	G1/8 & G1/4
Mounting	Any plane
Pressure range	Vacuum to 10 bar
Temperature range	-10°C to +80°C
Flow acc. (to ISO 6358)	

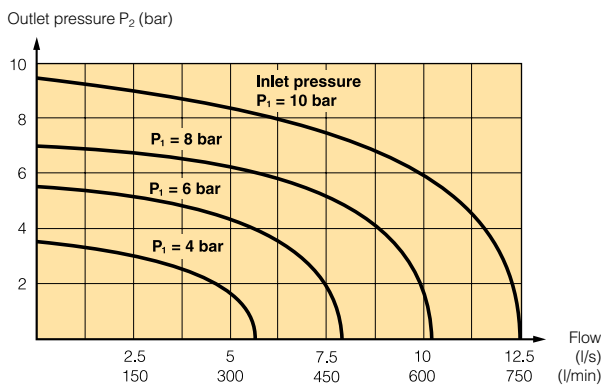
Midget B43 series Intermediate B53 series

$c = 1.13 \text{ NI/s} \times \text{bar}$	$c = 3.69 \text{ NI/s} \times \text{bar}$
$b = 0.36$	$b = 0.33$
$Q_n = 5.5 \text{ l/s}$	$Q_n = 17.5 \text{ l/s}$
$Q_{max} = 9.0 \text{ l/s}$	$Q_{max} = 29 \text{ l/s}$
$C_v = 0.24$	$C_v = 1.02$

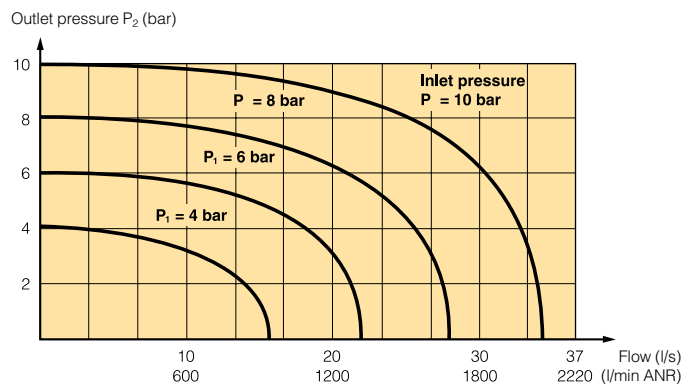
Flow characteristics

Flow capacities in accordance with ISO 6358
 The flow curves shown below are typical.

Midget B43 series valves

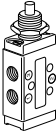


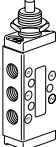


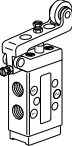


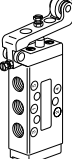


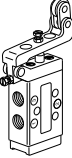


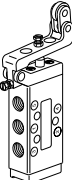




Intermediate B53 series valves












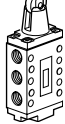




Midget mechanically operated valves, B43 series

	Symbol	Type	Actuator	Return	Operating force at 6 bar, N	Size	Weight Kg	Order code
		3/2	Plunger	Spring	36	G1/8	0,182	B43003CS
		3/2	Plunger	Air	14	G1/8	0,202	B43003CP
		5/2	Plunger	Spring	36	G1/8	0,222	B43004CS
		5/2	Plunger	Air	14	G1/8	0,242	B43004CP
		3/2	Roller Lever	Spring	20	G1/8	0,234	B43003RS
		3/2	Roller lever	Air	7	G1/8	0,254	B43003RP
		5/2	Roller Lever	Spring	20	G1/8	0,274	B43004RS
		5/2	Roller lever	Air	7	G1/8	0,294	B43004RP
		3/2	One way roller lever	Spring	20	G1/8	0,274	B43003RTS
		3/2	One way roller lever	Air	7	G1/8	0,294	B43003RTP
		5/2	One way roller lever	Spring	20	G1/8	0,314	B43004RTS
		5/2	One way roller lever	Air	7	G1/8	0,334	B43004RTP




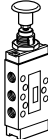





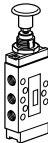




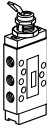



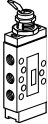

 Indicates stocked product.

Intermediate mechanically operated valves, B53 series

	Symbol	Type	Actuator	Return	Operating force at 6 bar, N	Size	Weight Kg	Order code
		3/2	Plunger	Spring	53	G1/4	0,348	B53003CS
		3/2	Plunger	Air	27	G1/4	0,388	B53003CP
		5/2	Plunger	Spring	53	G1/4	0,478	B53004CS
		5/2	Plunger	Air	27	G1/4	0,518	B53004CP
		3/2	Roller	Spring	53	G1/4	0,350	B53003RS
		3/2	Roller	Air	27	G1/4	0,390	B53003RP
		5/2	Roller	Spring	53	G1/4	0,480	B53004RS
		5/2	Roller	Air	27	G1/4	0,520	B53004RP

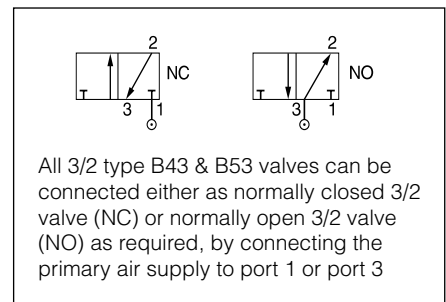
 Indicates stocked product.

Midget manually operated valves, B43 series

	Symbol	Type	Actuator	Return	Operating force at 6 bar, N	Size	Weight Kg	Order code
		3/2	Button, black	Spring	36	G1/8	0,200	B43003BXS
		3/2	Button, black	Button	13	G1/8	0,200	B43003HXS
		5/2	Button, black	Spring	36	G1/8	0,240	B43004BXS
		5/2	Button, black	Button	13	G1/8	0,240	B43004HXS
		3/2	Button, black	Air	13	G1/8	0,200	B43003BXP
		3/2	Button, black	Air or button	13	G1/8	0,200	B43003HXP
		5/2	Button, black	Air	13	G1/8	0,240	B43004BXP
		5/2	Button, black	Air or button	13	G1/8	0,280	B43004XHP
		3/2	Lock down lever	Spring	9	G1/8	0,202	B43003LS
		3/2	Lock down lever	Spring	9	G1/8	0,242	B43004LS
		3/2	Lock down lever	Air	3	G1/8	0,240	B43003LP
		3/2	Lock down lever	Air	3	G1/8	0,280	B43004LP













Note: The standard button colour is black (X)
 For optional colour buttons change 8th character of order code
 e.g. B43004HXS = Black button, B43004HXS = Green button,
 B43004HYS = Red button.

- X = Black
- Z = Green
- Y = Red



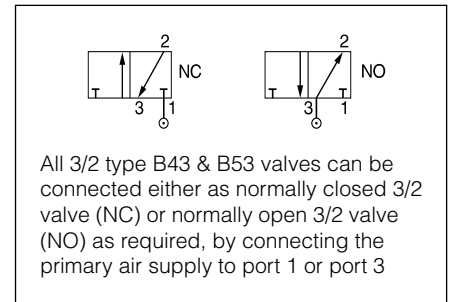
 Indicates stocked product.

Intermediate manually operated valves, B53 series

	Symbol	Type	Actuator	Return	Operating force at 6 bar, N	Size	Weight Kg	Order code
		3/2	Button, black	Spring	53	G1/4	0,368	B53003HXS
		3/2	Button, black	Button	27	G1/4	0,368	B53003HX
		3/2	Button, black	Air	27	G1/4	0,380	B53003HXP
		5/2	Button, black	Spring	53	G1/4	0,498	B53004HXS
		5/2	Button, black	Button	27	G1/4	0,498	B53004HX
		5/2	Button, black	Air	27	G1/4	0,510	B53004HXP
		5/3	Button Closed centre position	Button Self centring	53	G1/4	0,623	B53004HXX
		5/3	Button Vented centre position	Button Self centring	53	G1/4	0,623	B53004HXY
		5/3	Button Pressurised centre position	Button Self centring	53	G1/4	0,623	B53004HXZ

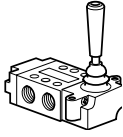



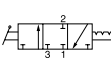
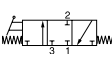
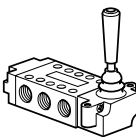



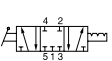
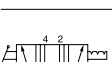
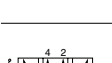

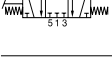
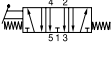
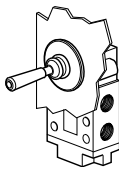
Note: The standard button colour is black (X)
 For optional colour buttons change 8th character of order code
 e.g. B43004HXS = Black button, B43004HZS = Green button,
 B43004HYS = Red button.

- X = Black
- Z = Green
- Y = Red





 Indicates stocked product.

Intermediate lever operated valves, B53 series

	Symbol	Type	Actuator	Return	Operating force at 6 bar, N	Size	Weight Kg	Order code
		3/2	Lever	Spring	14	G1/4	0,504	B53003LS
		3/2	Lever	Air	9	G1/4	0,520	B53003LP
		3/2	Lever	Lever	9	G1/4	0,500	B53003LT
		3/3	Lever Closed centre position	Lever	9	G1/4	0,504	B53003L
		3/3	Lever Closed centre position	Lever Self centring	14	G1/4	0,780	B53003LX
		5/2	Lever	Spring	14	G1/4	0,506	B53004LS
		5/2	Lever	Air	14	G1/4	0,526	B53004LP
		5/2	Lever	Lever	14	G1/4	0,632	B53004LT
		5/3	Lever Closed centre position	Lever held in three positions	9	G1/4	0,640	B53004L
		5/3	Lever Vented centre position	Lever held in three positions	9	G1/4	0,640	B53004LW
		5/3	Lever Pressurised centre position	Lever held in three positions	9	G1/4	0,640	B53004LN
		5/3	Lever Closed centre position	Lever Self centring	14	G1/4	0,780	B53004LX
		5/3	Lever Vented centre position	Lever Self centring	14	G1/4	0,780	B53004LY
		5/3	Lever Pressurised centre position	Lever Self centring	14	G1/4	0,780	B53004LZ
			Panel mounting kit				0,040	M53004L-10A
			Kit includes panel plate and M5 counter sunk head screws					

 Indicates stocked product.



Midget foot operated valves, B43 series

Symbol	Type	Actuator	Return	Operating force at 6 bar, N	Size	Weight Kg	Order code
	3/2	Foot pedal	Spring	16	G1/8	0,312	B43003FS
	5/2	Foot pedal	Spring	16	G1/8	0,370	B43004FS





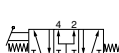
Intermediate foot operated valves, B53 series

Symbol	Type	Actuator	Return	Operating force at 6 bar, N	Size	Weight Kg	Order code
--------	------	----------	--------	-----------------------------	------	-----------	------------

Single pedal operated

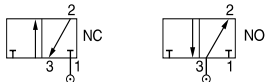
	3/2	Foot pedal	Spring	95	G1/4	1,34	B53003FS
	5/2	Foot pedal	Spring	95	G1/4	1,48	B53004FS

Rocker pedal operated

	3/2	Foot pedal	Foot pedal	18	G1/4	1,38	B53003G
	5/2	Foot pedal	Foot pedal	18	G1/4	1,58	B53004G
	5/3	Foot pedal Closed centre position	Foot pedal Self centring	18	G1/4	1,68	B53004GX
	5/3	Foot pedal Vented centre position	Foot pedal Self centring	18	G1/4	1,68	B53004GY
	5/3	Foot pedal Pressurised centre position	Foot pedal Self centring	18	G1/4	1,68	B53004GZ

Accessories

	Foot guard kit					1,16	3117
---	----------------	--	--	--	--	------	-------------



All 3/2 type B43 & B5/3 valves can be connected either as normally closed 3/2 valve (NC) or normally open 3/2 valve (NO) as required, by connecting the primary air supply to port 1 or port 3

 Indicates stocked product.

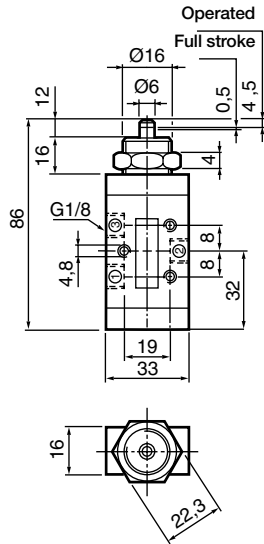
Dimensions, G1/8 ported spool valves

All dimensions in mm unless otherwise stated

Mechanically operated valves

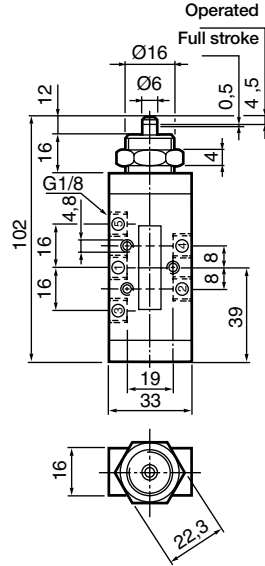
3/2 valves

Plunger operated spring return



5/2 valves

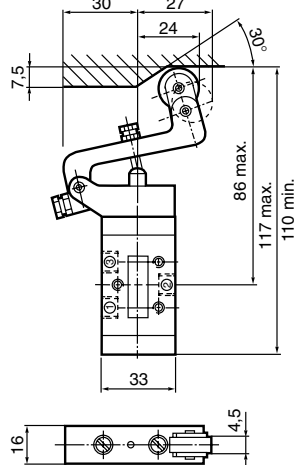
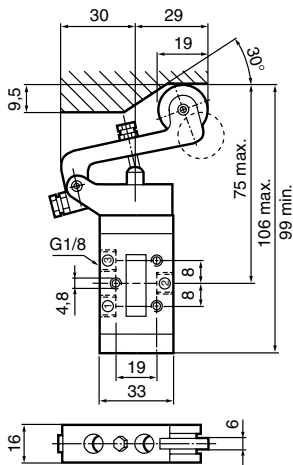
Plunger operated spring return



3/2 valves

Roller operated spring return

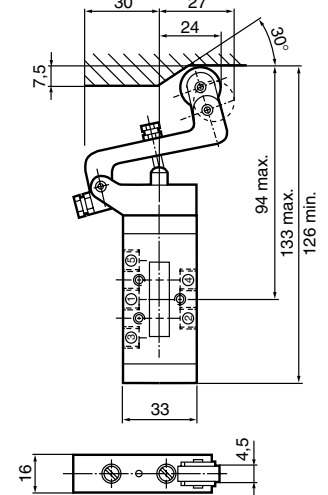
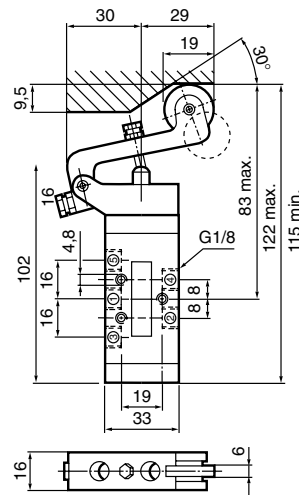
One way roller trip operate spring return



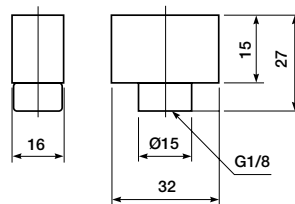
5/2 valves

Roller operated spring return

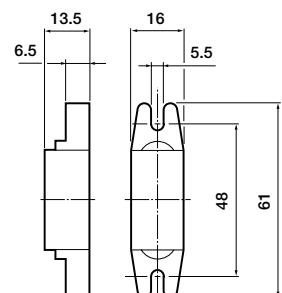
One way roller trip operate spring return



Air Pilot Return



Optional foot mounted - Spring return housing



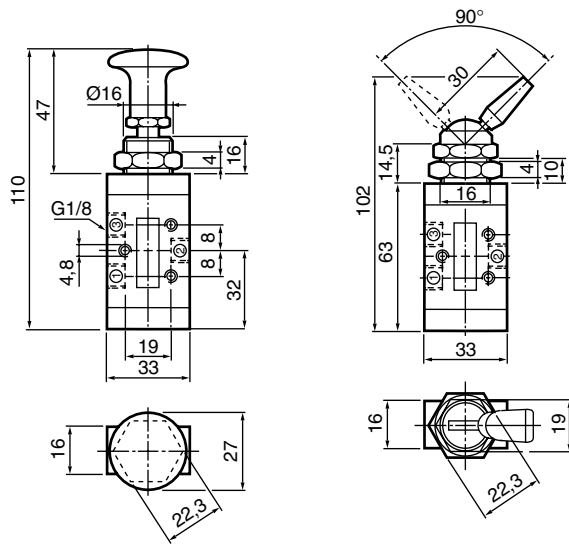
Dimensions, G1/8 ported spool valves

All dimensions in mm unless otherwise stated

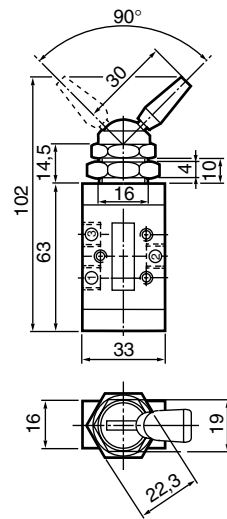
Manually operated valves

3/2 valves

Button operated spring return or button returned

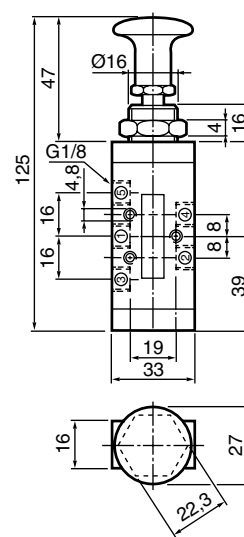


Lock down lever operated spring return

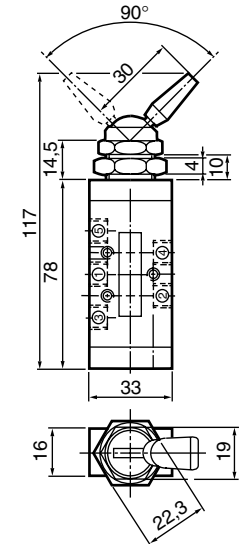


5/2 valves

Button operated spring return or button returned

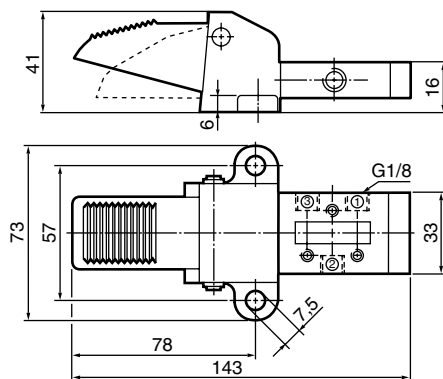


Lock down lever operated spring return



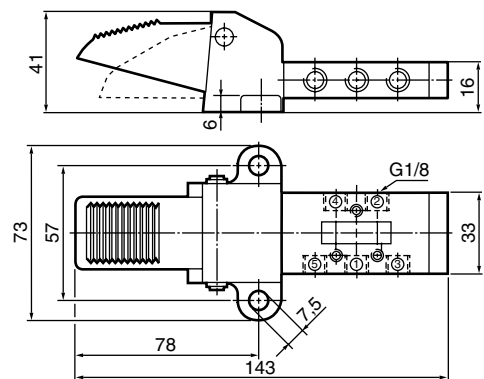
3/2 valves

Foot pedal operated spring return

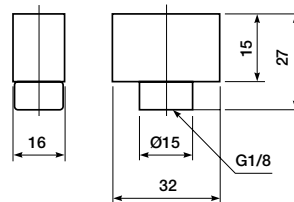


5/2 valves

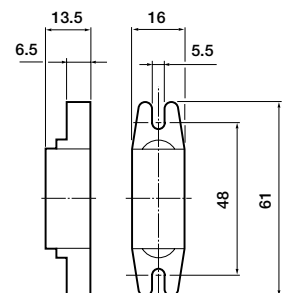
Foot pedal operated spring return



Air Pilot Return



Optional foot mounted - Spring return housing



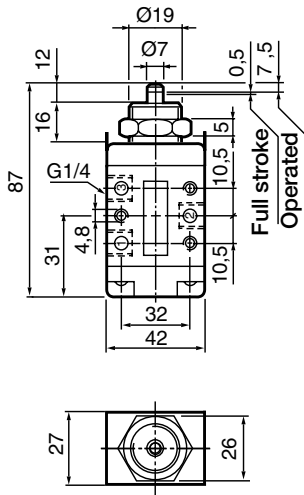
Dimensions, G1/4 ported spool valves

All dimensions in mm unless otherwise stated

Mechanically operated valves

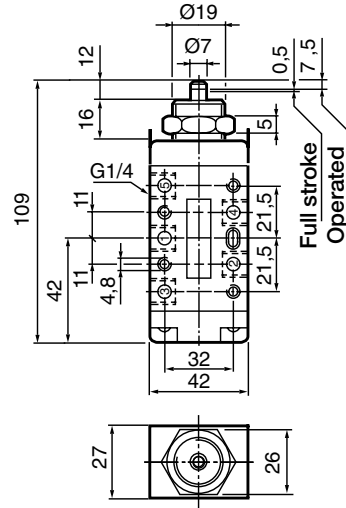
3/2 valves

Plunger operated spring return



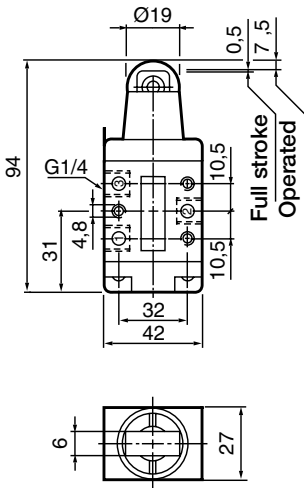
5/2 valves

Plunger operated spring return



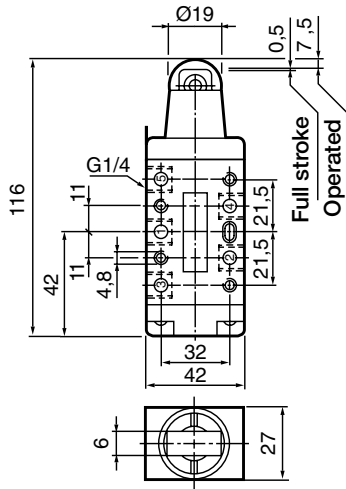
3/2 valves

Roller operated spring return

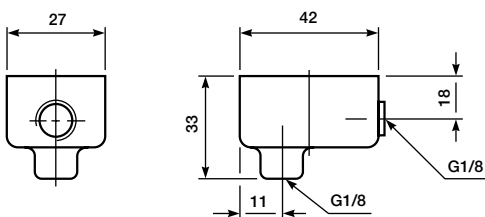


5/2 valves

Roller operated spring return



Air Pilot Return



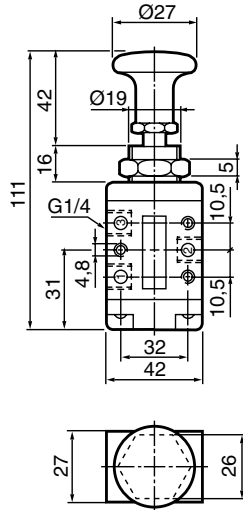
Dimensions, G1/4 ported spool valves

All dimensions in mm unless otherwise stated

Manually operated valves

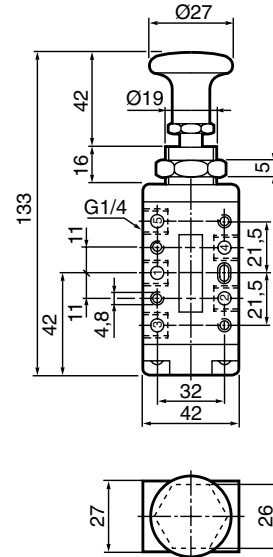
3/2 valves

Button operated spring return
or button returned



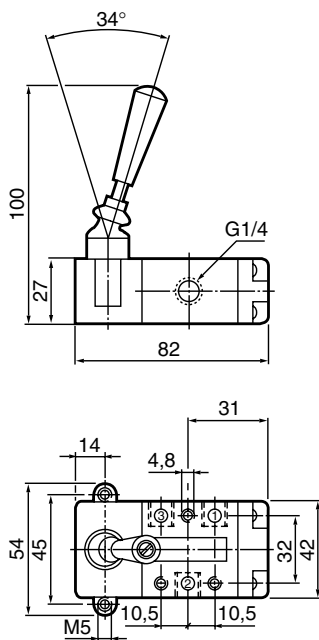
5/2 valves

Button operated spring return
or button returned



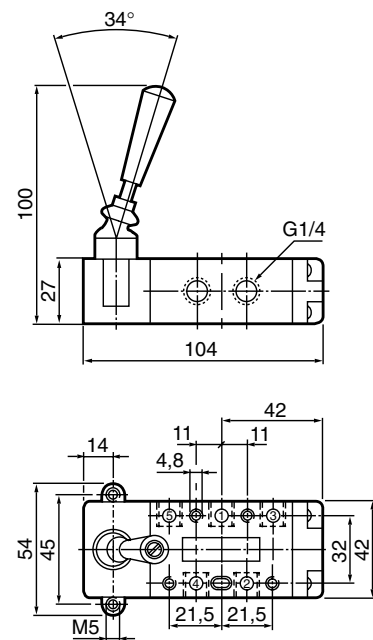
3/2 valves

Lever operated

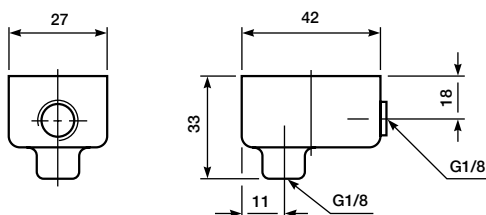


5/2 valves

Lever operated



Air Pilot Return



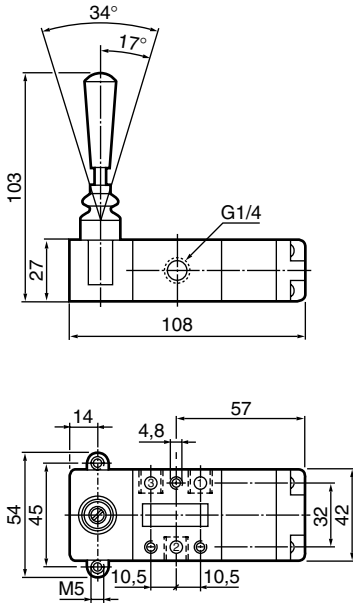
Dimensions, G1/4 ported spool valves

All dimensions in mm unless otherwise stated

Manually operated valves

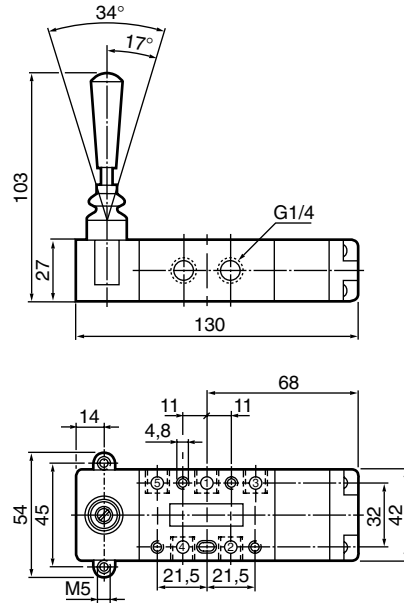
3/3 valves (Self centring)

Lever operated



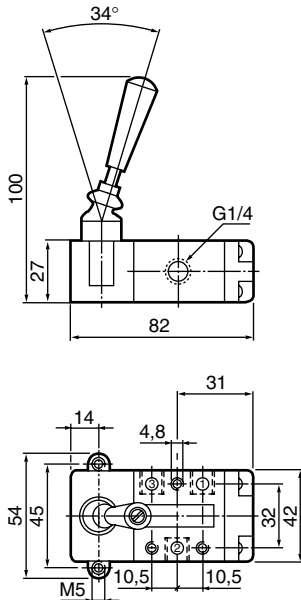
5/3 valves (Self centring)

Lever operated



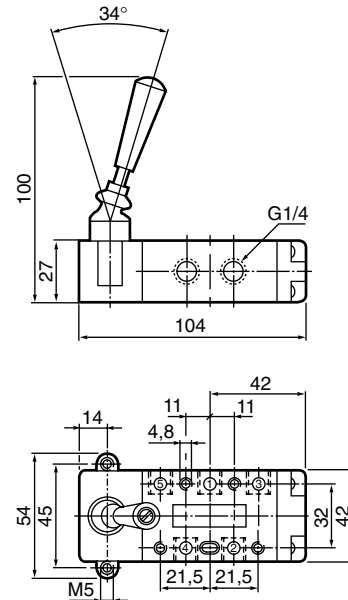
3/3 valves (3 positions)

Lever operated

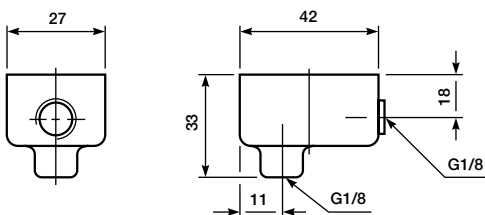


5/3 valves (3 positions)

Lever operated



Air Pilot Return



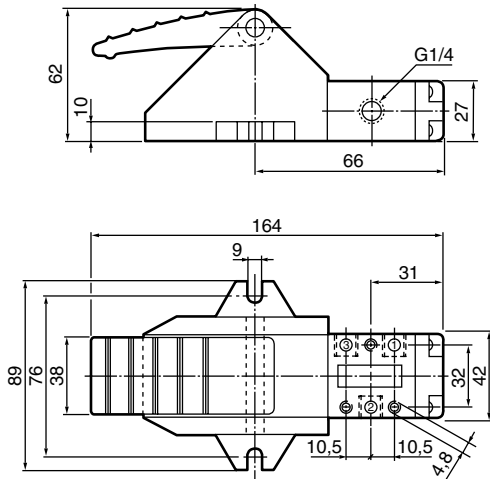
Dimensions, G1/4 ported spool valves

All dimensions in mm unless otherwise stated

Manually operated valves

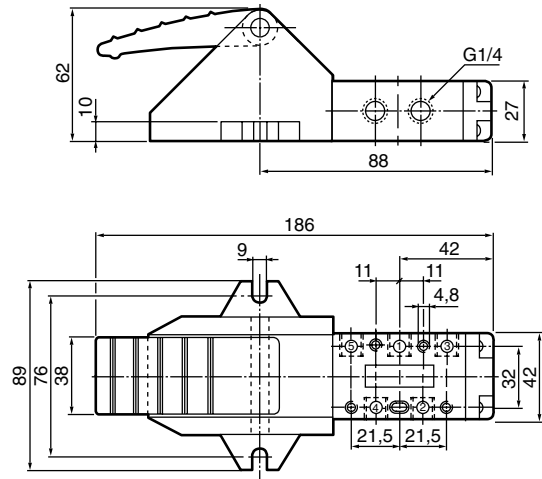
3/2 valves

Foot pedal operated spring return



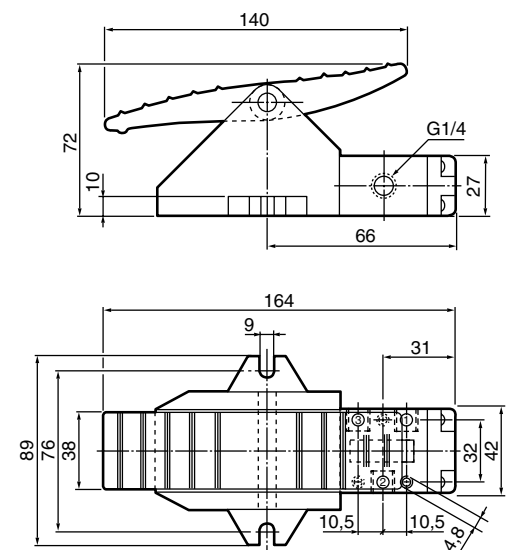
5/2 valves

Foot pedal operated spring return



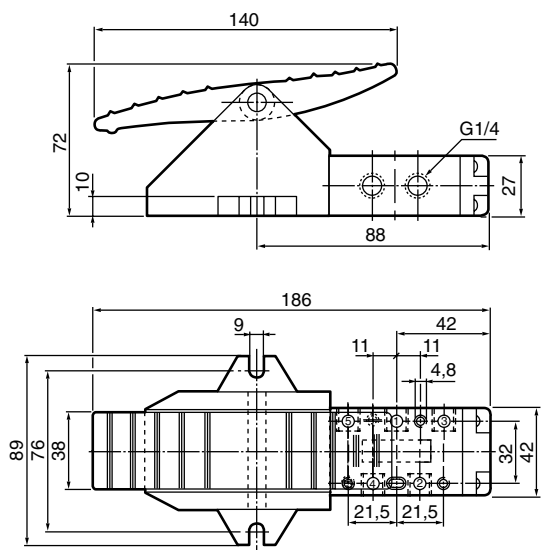
3/2 valves

Foot pedal operated



5/2 valves

Foot pedal operated



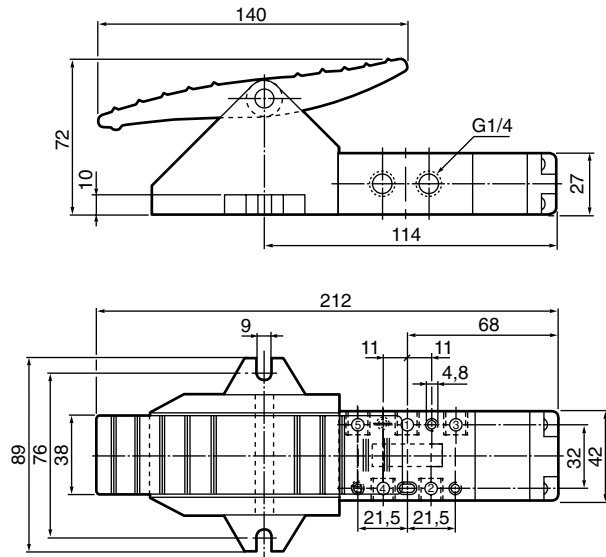
Dimensions, G1/4 ported spool valves

All dimensions in mm unless otherwise stated

Manually operated valves

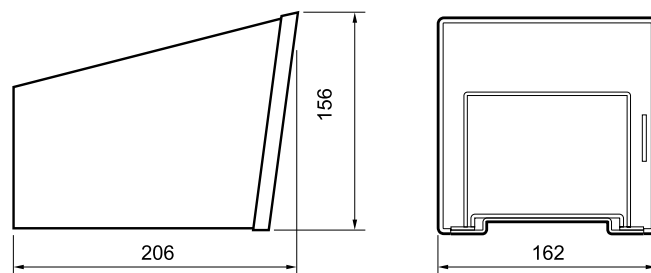
5/3 valves

Foot pedal operated



Foot guard kit

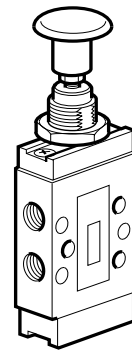
3117



Service and Replacement Parts

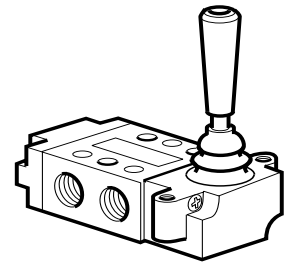
B43 Series Manually Operated Valves

Order code	Actuator	Replacement actuator	Repair kit
B43003BXS	Button	43004BX-100	Body seal 43007A
B43004BXS	Button		
B43004HXS	Button, Push/Pull	43004H-100	
B43003LS	Lockdown lever	43004L-200	
B43004LS	Lockdown lever		



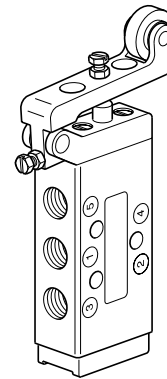
B53 Series Manually Operated Valves

Order code	Actuator	Replacement actuator	Repair kit
B53003HXS	Button		
B53004HXS	Button		
B53003HX	Button, Push/Pull		
B53004HX	Button, Push/Pull	53004HX-100	Body seal 53007
B53004HXX	Button, Self centring		
B53004HXY	Button, Self centring		
B53004HXZ	Button, Self centring		
B53003FS	Foot	53004F-100	
B53004FS	Foot		
B53003LS	Lever	53004L-198	
B53004LS	Lever		
B53003LT	Lever, 2 positions	53004L-196	Body seal 53007
B53004LT	Lever, 2 positions		
B53004L	Lever, 3 positions	53004L-100	Lever kit 53004L-300R
B53004LW	Lever, 3 positions		
B53004LX	Lever, Self centring	53004L-198	
B53004LY	Lever, Self centring		



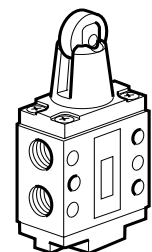
B43 Series Mechanically Operated Valves

Order code	Actuator	Replacement actuator	Repair kit
B43003CS	Plunger	43004C-100	Body seal 43007A
B43004CS	Plunger		
B43003RS	Roller Lever	43004R-200	
B43004RS	Roller Lever		



B53 Series Mechanically Operated Valves

Order code	Actuator	Replacement actuator	Repair kit
B53003CS	Plunger	53004C-100	Body seal 53007
B53004CS	Plunger		
B53003RS	Roller	53004R-100	
B53004RS	Roller		



 Indicates stocked product.

Lubricating Oils

To ensure long life and trouble free service from valves, it is recommended the equipment should be adequately lubricated by means of lubricators which disperse oil into the system.

Only paraffinic based oils can be used, and the following recommendations are given as a general guide to types of oil that are suitable for use with Parker Pneumatic equipment.

The list opposite does not preclude the use of oils manufactured by other companies but oils must be paraffinic based.

As a general guide, lubricator drip rates should be 1 drip/minute for every 5 litre/second (10 cubic feet per minute) passed through the equipment.

Oil company	Grade	Viscosity
Century oils	P.W.L.A	32
Alexander Duckham	Zircon 4	32
Gulf oil (GB) Limited	Harmony 43 AW	32
Shell (UK) oil	Tellus 37	37
Burmah Castrol	Hyspin AWS 32	32
Edgar Vaughan	Y Hydrodrive HP 100	32
Esso Petroleum	Nuto H32	32
B.P.	HLP 32	32
Mobile Oil Company	DTE Oil - Light	32
Motul	VPI-A	32
Silkolene	Derwent 32	32

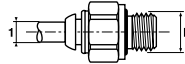
Accessories

Sintered bronze series



Port	Order code	Pack Qty
G1/8	9090050700	1
G1/4	P6M-BAA2	1

Male straight connectors - Parallel thread



Tube Ø1	Thread B	Order code	Box Qty
4	1/8	F4PMB4-1/8	20
6	1/8	F4PMB6-1/8	30
6	1/4	F4PMB6-1/4	30
8	1/8	F4PB8-1/8	40
8	1/4	F4PB8-1/4	30
8	3/8	F4PB8-3/8	20
10	1/4	F4PB10-1/4	20

 Indicates stocked product.

Parker Worldwide

Europe, Middle East, Africa

AE – United Arab Emirates,
Dubai

Tel: +971 4 8127100
parker.me@parker.com

AT – Austria, Wiener Neustadt

Tel: +43 (0)2622 23501-0
parker.austria@parker.com

AT – Eastern Europe, Wiener
Neustadt

Tel: +43 (0)2622 23501 900
parker.easteurope@parker.com

AZ – Azerbaijan, Baku

Tel: +994 50 2233 458
parker.azerbaijan@parker.com

BE/LU – Belgium, Nivelles

Tel: +32 (0)67 280 900
parker.belgium@parker.com

BY – Belarus, Minsk

Tel: +375 17 209 9399
parker.belarus@parker.com

CH – Switzerland, Etoy

Tel: +41 (0)21 821 87 00
parker.switzerland@parker.com

CZ – Czech Republic, Klecany

Tel: +420 284 083 111
parker.czechrepublic@parker.com

DE – Germany, Kaarst

Tel: +49 (0)2131 4016 0
parker.germany@parker.com

DK – Denmark, Ballerup

Tel: +45 43 56 04 00
parker.denmark@parker.com

ES – Spain, Madrid

Tel: +34 902 330 001
parker.spain@parker.com

FI – Finland, Vantaa

Tel: +358 (0)20 753 2500
parker.finland@parker.com

FR – France, Contamine s/Arve

Tel: +33 (0)4 50 25 80 25
parker.france@parker.com

GR – Greece, Athens

Tel: +30 210 933 6450
parker.greece@parker.com

HU – Hungary, Budapest

Tel: +36 1 220 4155
parker.hungary@parker.com

IE – Ireland, Dublin

Tel: +353 (0)1 466 6370
parker.ireland@parker.com

IT – Italy, Corsico (MI)

Tel: +39 02 45 19 21
parker.italy@parker.com

KZ – Kazakhstan, Almaty

Tel: +7 7272 505 800
parker.easteurope@parker.com

NL – The Netherlands, Oldenzaal

Tel: +31 (0)541 585 000
parker.nl@parker.com

NO – Norway, Asker

Tel: +47 66 75 34 00
parker.norway@parker.com

PL – Poland, Warsaw

Tel: +48 (0)22 573 24 00
parker.poland@parker.com

PT – Portugal, Leca da Palmeira

Tel: +351 22 999 7360
parker.portugal@parker.com

RO – Romania, Bucharest

Tel: +40 21 252 1382
parker.romania@parker.com

RU – Russia, Moscow

Tel: +7 495 645-2156
parker.russia@parker.com

SE – Sweden, Spånga

Tel: +46 (0)8 59 79 50 00
parker.sweden@parker.com

SK – Slovakia, Banská Bystrica

Tel: +421 484 162 252
parker.slovakia@parker.com

SL – Slovenia, Novo Mesto

Tel: +386 7 337 6650
parker.slovenia@parker.com

TR – Turkey, Istanbul

Tel: +90 216 4997081
parker.turkey@parker.com

UA – Ukraine, Kiev

Tel: +380 44 494 2731
parker.ukraine@parker.com

UK – United Kingdom, Warwick

Tel: +44 (0)1926 317 878
parker.uk@parker.com

ZA – South Africa, Kempton Park

Tel: +27 (0)11 961 0700
parker.southafrica@parker.com

North America

CA – Canada, Milton, Ontario

Tel: +1 905 693 3000

US – USA, Cleveland

Tel: +1 216 896 3000

Asia Pacific

AU – Australia, Castle Hill

Tel: +61 (0)2-9634 7777

CN – China, Shanghai

Tel: +86 21 2899 5000

HK – Hong Kong

Tel: +852 2428 8008

IN – India, Mumbai

Tel: +91 22 6513 7081-85

JP – Japan, Tokyo

Tel: +81 (0)3 6408 3901

KR – South Korea, Seoul

Tel: +82 2 559 0400

MY – Malaysia, Shah Alam

Tel: +60 3 7849 0800

NZ – New Zealand, Mt Wellington

Tel: +64 9 574 1744

SG – Singapore

Tel: +65 6887 6300

TH – Thailand, Bangkok

Tel: +662 186 7000-99

TW – Taiwan, Taipei

Tel: +886 2 2298 8987

South America

AR – Argentina, Buenos Aires

Tel: +54 3327 44 4129

BR – Brazil, Sao Jose dos Campos

Tel: +55 800 727 5374

CL – Chile, Santiago

Tel: +56 2 623 1216

MX – Mexico, Apodaca

Tel: +52 81 8156 6000

European Product Information Centre

Free phone: 00 800 27 27 5374

(from AT, BE, CH, CZ, DE, DK, EE, ES, FI,
FR, IE, IL, IS, IT, LU, MT, NL, NO, PL, PT, RU,
SE, SK, UK, ZA)

Parker Hannifin Ltd.

Tachbrook Park Drive
Tachbrook Park,
Warwick, CV34 6TU
United Kingdom
Tel.: +44 (0) 1926 317 878
Fax: +44 (0) 1926 317 855
parker.uk@parker.com
www.parker.com

